

FAQs:

How do I get my username and password?

Your username is your MVLC Library Card number, and your password is the same password you use with our catalog. If you don't know that password, your local library can help you reset it.

Do I need an internet connection?

Only to browse the catalog and to download.

What happens when a title expires?

The titles will automatically return themselves, no action is needed on your part.

What if I don't finish my book?

The app will remember your place, simply check out the title again to resume reading. Your *Settings* controls how many past titles are remembered.

Can I renew a book?

Yes! If there are no holds on the title, you can renew two days before it is due. Simply tap on the cover for your details, and tap Renew Loan, then Renew!

Can I borrow a Kindle ebook?

To read a Kindle book you will have to use the Kindle app and go through your Amazon account. For more information on borrowing Kindle books please see "How To: Transfer eBooks to your Amazon Kindle"

Use these instructions for tablets (including Samsung nook Tablets), smartphones, Chromebooks, and devices running:

- Android 5.0 or higher
- iOS 10 or higher
- Windows 10

For Chromebooks, Windows, or Mac computers you can use Libby in your web browser at libbyapp.com



<http://www.mvlc.org>

More Questions?

Contact your local MVLC library staff with any further questions or concerns.

Borrow eBooks
and Audio Books
with your

Smartphone/
Tablet




Libby, by
OverDrive

<https://mvlc.overdrive.com/>



1. Install App

- Search for *Libby* in your app store.



- Install the free app.
- Use “I’ll Search For A Library” to look up your Home Library OR try “Yes, Guess My Library” and the app will attempt to locate your closest library to you.

Merrimack Valley Library Consortium

----- PUBLIC LIBRARY BRANCH -----

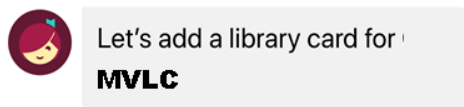
Boxford Town Library

7A Spofford Road

Boxford, Massachusetts, USA

+ 35 MORE BRANCHES

- Select MVLC for your library network.



[Enter Library Account Details](#)





[I'm Visiting From Another Library](#)

- “Enter Library Account Details” to enter your MVLC Library Card and password, and you are good to go!

2. Explore

- You can explore Libby through the menu at the bottom of the app.




-  lets you search for a title you wish to borrow—you can browse by subject or collection; or you can search by author, title, or keyword.
- Tap on a book cover to learn more, and tap Borrow to check out a title. If a title is unavailable you can always Place a Hold.
- When you Borrow, you can set the loan for 7, 14, or 21 days before confirming. From there you can Open your item, Keep Browsing, or Go to Shelf to access all your borrowed items.
- Tap “Open in Libby” or the title in Now Reading to enjoy your ebook or audiobook
-  opens the Library collection for browsing.
-  displays all of your loans & holds
-  displays your borrowing timeline

3. Tips & Tricks

- All ebooks and audio books in this collection can be found through our main catalog! So if you’re searching for a title though mvlc.org keep an eye out for “ebook” and “e-audio”!
- You can refine every search you make, and if you have parameters that always apply, use “Preferences” to modify your default search and display settings!

[Preferences](#) [Explore >](#)

- Not sure when a book is due? Want to return it? Or just want to see the details about it? Tap on Manage Loan!
-  lets you change your app settings and add more libraries - your MVLC Library card can be used at Library networks throughout MA! Tap “Add A Library,” Search, and add! To use your MVLC card select “I’m Visiting From Another Library,” then “MVLC Patrons” and add your library card. All your loans will appear in the same place, and you can switch between Library Collections.
- Use the Download Settings to control when your loans are downloaded—including automatically when you’re on WiFi.